RCPA
THE AUSTRALIAN PIPE COMPANY

NOTES

1 Safety First. Refer to our warnings and safe working instructions available at www.rcpa.com.au

2 All dimensions are nominal and may change without notice.

3 All Pipes Manufactured to AS4139-2003 under an ISO 9001 quality management system.

COPYRIGHT DECEMBER 2015 © FRCPA PTY LTD T/AS FRC Pipes ABN 64 605 089 941 ™ AND ® DENOTES A TRADEMARK OR REGISTERED MARK OWNED BY FRCPA TECHNOLOGY LIMITED.

For further information such as Warnings, Installation Instructions or Material Safety Data Sheets, please contact FRC Pipes on 1800 887 272

www.rcpa.com.au

PIPES

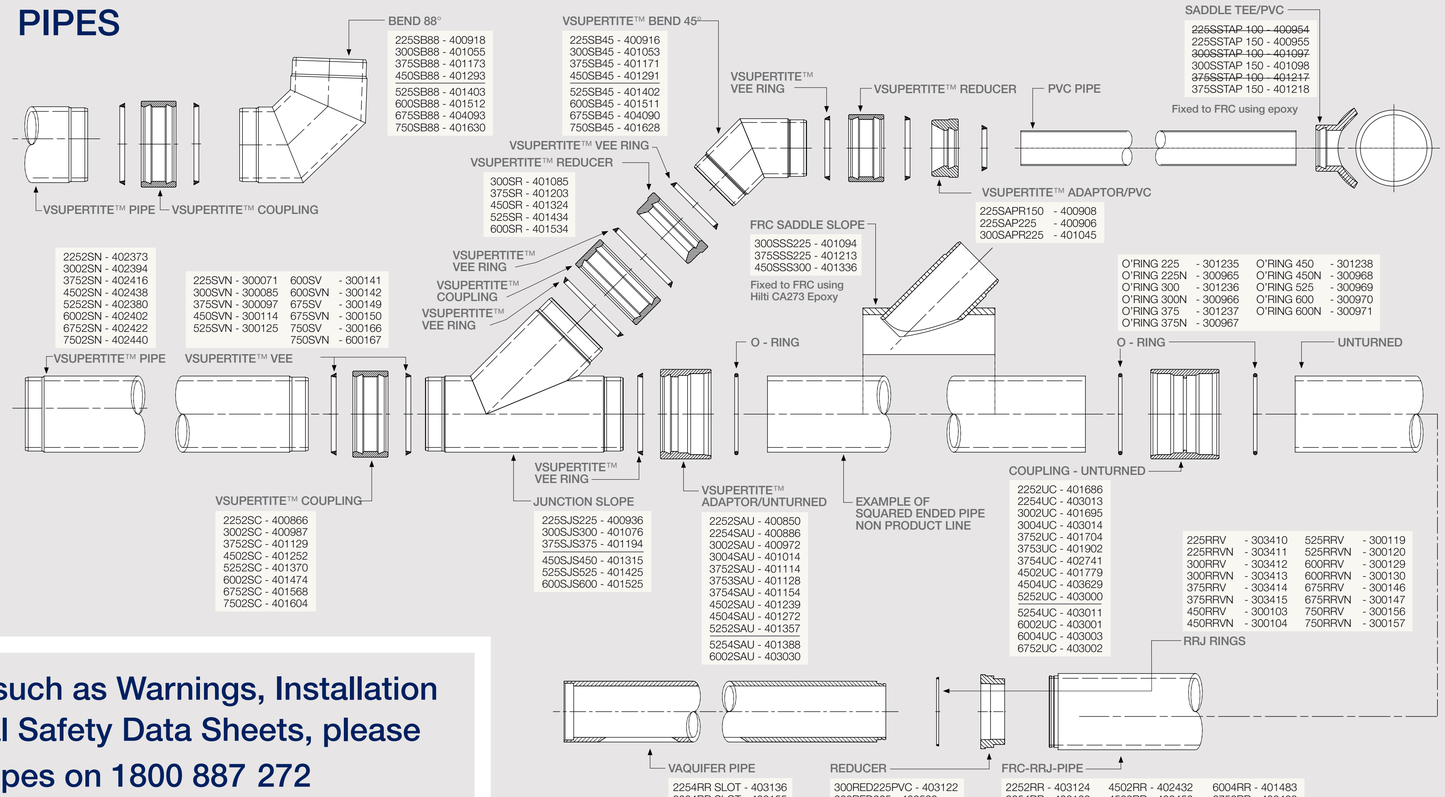

JOINTING OPTIONS

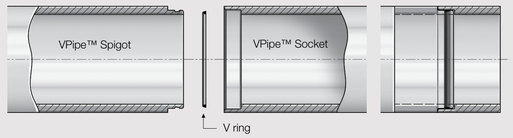

VPIPE™ STANDARD RUBBER RING JOINT

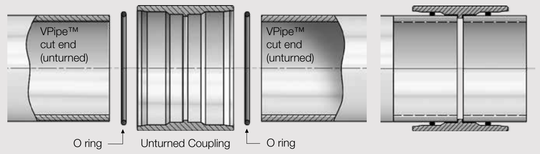

UNTURNED™ COUPLING

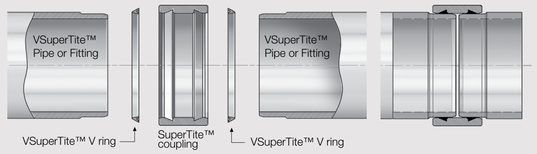

VSUPERTITE™ COUPLING

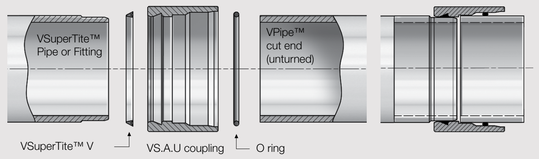

VSUPERTITE™ TO UNTURNED ADAPTOR

FITTINGS

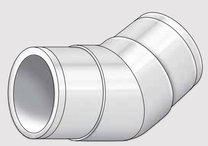

45° BEND
Product: SB45

	45° Bend	88° Bend
Pipe Diam (mm)	Approx. Mass (kg)	
225	10	12
300	16	23
375	28	38
450*	38	58
525*	57	82
600*	73	117
675*	101	153
750*	113	172

* Non-stock items, please contact VantagePipes for availability.

88° BEND
Product: SB88

SADDLE SLOPE JUNCTION
Product: SSS

Slope Junction	
Saddle Slope Pipe X Branch	Approx. Mass (kg)
300/225	23
375/225	18
375/300	34
450/225	21
450/300	29

* Other sizes are available upon request, please contact VantagePipes for details.

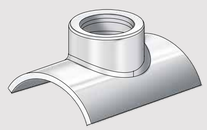

SADDLE TEE TO PVC
Product: SSTAP

Saddle T to PVC	
Adaptor Size Pipe x Branch (mm)	Approx. Mass (kg)
~~225/100~~	~~5~~
~~300/100~~	~~7~~
~~375/100~~	~~6~~
225/150	6
300/150	8
375/150	9



PVC SADDLE SLOPE TO PVC
Product: PVC

Slope Junction	
Description	Nominal Branch Size DN (mm)
225/300 PVC Slope Saddle	100, 150
375/450 PVC Slope Saddle	100, 150, 225
525/600 PVC Slope Saddle	100, 150, 225
675/750 PVC Slope Saddle	100, 150, 225

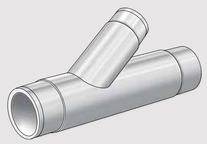

SLOPE JUNCTION
Product: SJS

Slope Junction		
Pipe Diam (mm)	Branch Size (mm)	Approx. Mass (kg)
225	225	21
300	300	40
375	375	64
450*	450	94
525*	525	140
600*	600	200
675*	675	250
750*	750	289

* Non-stock items, please contact FRCPipes for availability.

REPAIR COLLAR
Product: REPAIR

Repair Collar		
Pipe Diam (mm)	Dimensions Range (mm)	
	Min (mm)	Max (mm)
225	257	284
300	336	345
375	415	422
450	504	509
525	584	590
600	664	677
675	733	752
750	783	806

The mass figures above are intended as a guide only and may vary depending on ambient conditions. The O.D. values listed are based on manufacturing specification to meet AS4139 requirements. Effective length may vary with joint type.